

公司简介

COMPANY PROFILE



广州致峰车辆部件有限公司，位于中国广州，是一家致力于研发、生产、销售为一体的民营制造企业，公司现有员工100人，年产能150万套。主要生产电动自行车控制器、线束、转换器等，公司有专业研发团队，掌握核心技术，支持产品订制OEM和ODM,产品远销国内外，深受客户好评，公司秉承质量是企业的生命，用心服务每个客户，个性和创新，是我们不懈的追求。



Guangzhou Zhifeng Vehicle Parts Co., Ltd., located in Guangzhou, China, is a private manufacturing enterprise dedicated to R&D, production and sales. The company has 100 employees and an annual production capacity of 1.5 million sets. Mainly produce electric bicycle controllers, wiring harnesses, converters, etc. The company has a professional R&D team, masters the core technology, and supports product customization OEM and ODM. The products are sold at home and abroad and are well received by customers. The company believes that quality is the life of an enterprise. Serve every customer with heart, individuality and innovation are our unremitting pursuit.

☎ 020-87989699

136 0221 7676

✉ 574129324@qq.com

🌐 www.chzhifeng.com

📍 广州从化区江埔街大江路38号
38 Dajiang Road, Jiangpu
Street, Conghua District,
Guangzhou



PLD-6G-S 方波

属性


电压: 36V / 48V
功率: 250W-350W
限流: $15 \pm 1A$
欠压: 28V / $38V \pm 1V$
相位角: 120°
功能: 仪表协议、转把、助力、刹车、巡航、
 大灯
尺寸: 93*48*28mm

ATTRIBUTE

Voltage: 36V / 48V
Power: 250W-350W
Current limiting: $15 \pm 1A$
Under voltage: 28V / $38V \pm 1V$
Phase angle: 120°
Functions: instrument protocol, handle, power, brake, cruise, headlight
Size: 93*48*28mm



DIMENSION



PLD-6G-F 正弦波

属性

电压: 36V / 48V

功率: 250W-350W

限流: $15 \pm 1A$

欠压: 28V / $38V \pm 1V$

相位角: 120°

功能: 仪表协议、转把、助力、刹车、巡航、
大灯

尺寸: 93*48*28mm

ATTRIBUTE

Voltage: 36V / 48V

Power: 250W-350W

Current limiting: $15 \pm 1A$

Under voltage: 28V / $38V \pm 1V$

Phase angle: 120°

Functions: instrument protocol, handle,
power, brake, cruise, headlight

Size: 93*48*28mm



DIMENSION



PLD-9G-S 方波

属性

电压: 36V / 48V

功率: 350W-500W

限流: $20 \pm 1A$

欠压: 28V / $38V \pm 1V$

相位角: 120°

功能: 仪表协议、转把、助力、刹车、巡航、
大灯

尺寸: 105*48*28mm

ATTRIBUTE

Voltage: 36V / 48V

Power: 350W-500W

Current limiting: $20 \pm 1A$

Under voltage: 28V / $38V \pm 1V$

Phase angle: 120°

Functions: instrument protocol, handle,
power, brake, cruise, headlight

Size: 105*48*28mm



DIMENSION



PLD-9G-JY 剑鱼款

属性

电压: 36V / 48V

功率: 350W-500W

限流: $23 \pm 1A$

欠压: 28V / $38V \pm 1V$

相位角: 120°

功能: 仪表协议、转把、助力、刹车、巡航、
大灯

尺寸: 122*60*30mm

ATTRIBUTE

Voltage: 36V / 48V

Power: 350W-500W

Current limit: $23 \pm 1A$

Under voltage: 28V / $38V \pm 1V$


Phase angle: 120°

Functions: instrument protocol, handle,
power, brake, cruise, headlight

Size: 122*60*30mm



DIMENSION



PLD-12G-JY 正弦波

属性

电压: 36V / 48V

功率: 750W-1000W

限流: $25 \pm 1A$

欠压: 28V / $38V \pm 1V$

相位角: 120°

功能: 仪表协议、转把、助力、刹车、巡航、
大灯

尺寸: 110*53*40mm

ATTRIBUTE

Voltage: 36V / 48V

Power: 750W-1000W

Current limiting: $25 \pm 1A$

Under voltage: 28V / $38V \pm 1V$


Phase angle: 120°

Functions: instrument protocol, handle,
power, brake, cruise, headlight

Size: 110*53*40mm



DIMENSION



PLD-9G-HL 海龙款

属性

电压：36V / 48V

功率：350W-500W

限流： $20\pm 1A$

欠压：28V / $38V\pm 1V$

相位角： 120°

功能：仪表协议、转把、助力、刹车、巡航、
大灯

ATTRIBUTE

Voltage: 36V / 48V

Power: 350W-500W

Current limit: $20\pm 1A$

Under voltage: 28V / $38V\pm 1V$

Phase angle: 120°

Function: instrument protocol, turning
handle, power assist, brake, cruise,
headlight



ZF-6G-B 代驾车款

属性

电压: 36V / 48V / 60V

功率: 250W-350W

限流: $13\pm 1A$

欠压: 28V / 38V / $48V\pm 1V$

相位角: 120°

功能: 仪表协议、转把、助力、刹车、巡航、
大灯

尺寸: 88*52*30mm

ATTRIBUTE

Voltage: 36V / 48V / 60V

Power: 250W-350W

Current limiting: $13\pm 1A$

Under voltage: 28V / 38V / $48V\pm 1V$

Phase angle: 120°

Functions: instrument protocol, handle,
power, brake, cruise, headlight

Size: 88*52*30mm



DIMENSION



ZF-6G-A 代驾款

属性

电压: 36V / 48V / 60V

功率: 250W-350W

限流: $15 \pm 1A$

欠压: 28V / 38V / $48V \pm 1V$

相位角: 120°

功能: 仪表协议、转把、助力、刹车、巡航、
大灯

尺寸: 93*64*35mm

ATTRIBUTE

Voltage: 36V / 48V / 60V

Power: 250W-350W

Current limiting: $15 \pm 1A$

Under voltage: 28V / 38V / $48V \pm 1V$

Phase angle: 120°

Functions: instrument protocol, handle,
power, brake, cruise, headlight

Size: 93*64*35mm



DIMENSION



ZF-6G-C 儿童车专用

属性

电压: 24V

功率: 120W-180W

限流: $8\pm 0.5A$

欠压: $18\pm 0.5V$

相位角: 120°

功能: 转把、刹车、大灯

尺寸: 93*64*35mm

ATTRIBUTE

Voltage: 24V

Power: 120W-180W

Current limiting: $8\pm 0.5A$

Under voltage: $18\pm 0.5V$

Phase angle: 120°

Function: handle, brake, headlight

Size: 93*64*35mm



DIMENSION



ZF-6G-H 滑板车专用

属性

电压: 36V / 48V / 60V

功率: 250W-350W

限流: $15\pm 1A$

欠压: 28V / 38V / $48V\pm 1V$

相位角: 120°

功能: 仪表协议、转把、助力、刹车、巡航、
大灯

尺寸: 88*52*30mm

ATTRIBUTE

Voltage: 36V / 48V / 60V

Power: 250W-350W

Current limiting: $15\pm 1A$

Under voltage: 28V / 38V / $48V\pm 1V$


Phase angle: 120°

Functions: instrument protocol, handle,
power, brake, cruise, headlight

Size: 88*52*30mm



DIMENSION



ZF-12G-H 双驱动滑板车专用

属性

电压: 36V / 48V / 60V

功率: 350W-500W

限流: $15\pm 1A$

欠压: 28V / 38V / $48V\pm 1V$

相位角: 120°

功能: 仪表协议、转把、助力、刹车、巡航、
大灯

尺寸: 120*65*40mm

ATTRIBUTE

Voltage: 36V / 48V / 60V

Power: 350W-500W

Current limiting: $15\pm 1A$

Under voltage: 28V / 38V / $48V\pm 1V$

Phase angle: 120°

Functions: instrument protocol, handle,
power, brake, cruise, headlight

Size: 120*65*40mm



DIMENSION



ZF-01-12V 转换器

属性

电压: 36V-72V

功率: 10A

尺寸: 90*50*35mm

ATTRIBUTE

Voltage: 36V-72V

Power: 10A

Size: 90*50*35mm



DIMENSION



ZF-12G-A 电摩款

属性

电压：48V / 60V / 72V

功率：600W-1000W

限流：32±1A

欠压：42V / 52V / 62V±1V

相位角：120°

功能：转把、助力、刹车、巡航、大灯

尺寸：150*85*45mm

ATTRIBUTE

Voltage: 48V / 60V / 72V

Power: 600W-1000W

Current limiting: 32±1A

Under voltage: 42V / 52V / 62V±1V

Phase angle: 120°

Functions: handle, power, brake, cruise, headlight

Size: 150*85*45mm



DIMENSION



ZF-12G-B 免线束款

属性

电压: 48V / 60V / 72V

功率: 600W-1000W

限流: $33\pm 1A$

欠压: 42V / 52V / $62V\pm 1V$

相位角: 120°

功能: 转把、助力、刹车、巡航、大灯

尺寸: 130*85*40mm

ATTRIBUTE

Voltage: 48V / 60V / 72V

Power: 600W-1000W


Current limiting: $33\pm 1A$

Under voltage: 42V / 52V / $62V\pm 1V$


Phase angle: 120°

Functions: handle, power, brake, cruise, headlight

Size: 130*85*40mm



DIMENSION

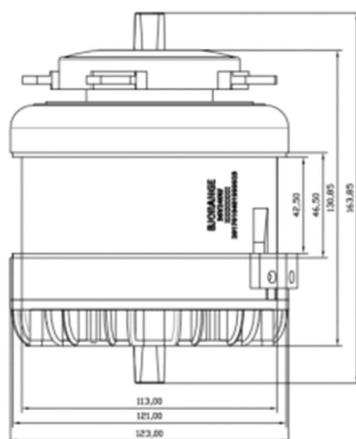


传感器



同轴中置电机


1.4.4 123三合一力矩内置控制驱动总成外观及参数



额定电压 (V)	36
额定功率 (W)	250/350
额定效率 (%)	≥84%
额定转速 (rpm)	139r/min
最大转矩 (Nm)	≥80
牙盘	(28T、32T为固定盘) /34T/36T/38T
重量 (Kg)	3.75
内置传感器	三合一力矩传感器
噪音 (dB)	≤62
防尘防水等级	IP65
认证	CE
使用环境温度	-20℃~80℃ (环境或总成自身局部温度) >80℃, 不支持工作
功能选项	照明功能: DC 6V/3W 前后灯
电池	通讯出线



PLD-6G-ZF 中置定制款



碳纤维车架中置驱动电池内置休旅电动自行车套件



碳纤维车架中置驱动电池内置山地电动自行车套件

